Fingerstyle – 6.3

Now, it's time to learn some straight up fingerpicking. We will learn the fingerstyle called the **“Toada”.**

You will play the root note of the chord.
IMPORTANT
Pay attention because the root note will change depending on what chord you're playing.

Then play the G string.

Followed by the B string.

Then finish with the high E string.

Fingerstyle

	P	3rd	2nd	1st	
‖:	P	I	M	A	:‖
	1	2	3	4	

#1 (P) Thumb

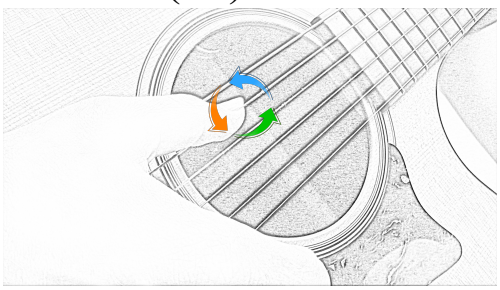

#2 (I) Index

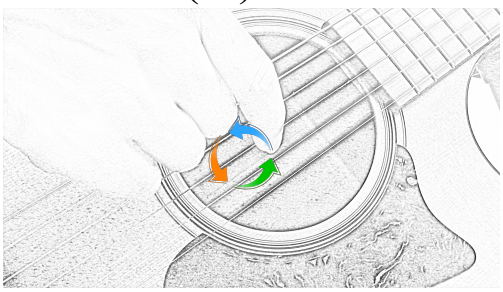

#3 (M) Middle

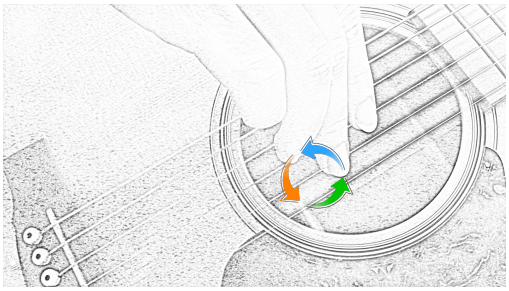

#4 (A) Ring

